



Global Tek Fabrication 2023 Q2 Investor Conference

GLOBALTEK

- This presentation may contain predictions, estimates or other information that might be considered forward-looking which are subject to significant risks and uncertainties. Actual results may differ and will be disclosed via the “Market Observation Post System” at the following link: (<http://mops.twse.com.tw/mops/web/index>).
本簡報是依據本公司各項來源所獲取資訊做出之預測，未來實際營運方針、財務狀況、業務成效等，可能因國內外各種無法預料之因素、風險而有所差異，日後如有變動或調整，仍以「公開資訊觀測站」之資訊為準。
- All copyrights reserved by GLOBAL TEK, and contents of this presentation may not be reproduced, copied, or used in other way without permission.
本簡報及內容(含文字、圖資)非經本公司書面許可，不得任意轉載、使用、散佈等。

I.	Company Profile & Operation Results 公司基本資料與營運結果	10 mins	Hank Lian 連榮義
II.	Operation Strategies and Outlook 營運策略與展望	30 mins	Hank Lian 連榮義
III.	Q & A 問與答	20 mins	

- The financial numbers here by are based on International Financial Reporting Standards (IFRS)
本簡報財務數字係根據國際財務報導準則編製
- Cumulative consolidated numbers were reviewed by CPA
合併數字經會計師查閱簽證

Company Profile

Chairman	Donald Huang	Base	Xinwu	Wuxi	Xian	
GM	Donald Huang	QMS	IATF 16949 ISO 9001 AS 9100 ISO 14001 NADCAP PED	IATF 16949 ISO 9001 ISO 13485 ISO 14001	ISO 9001 AS 9100 ISO 14001	
Paid-in Capital	NT\$823M		Employee (Q1 2023)	430	334	150
Business	Precision metal forming, machining and post-processing for automotive safety system components, powertrain system components, bike, semiconductor, instrumentation components, aerospace, and medical industries.					
Revenue (FY'22)	Totalled NT\$4,986,366K , for an all-time sales record, an increase of 15.80% compared to the same period in 2021.					

Management Team



Donald Huang
Chairman and GM



Jonathan Lo
Taiwan and Xian
Factorys GM



Ken Liu
Wuxi Factory
GM



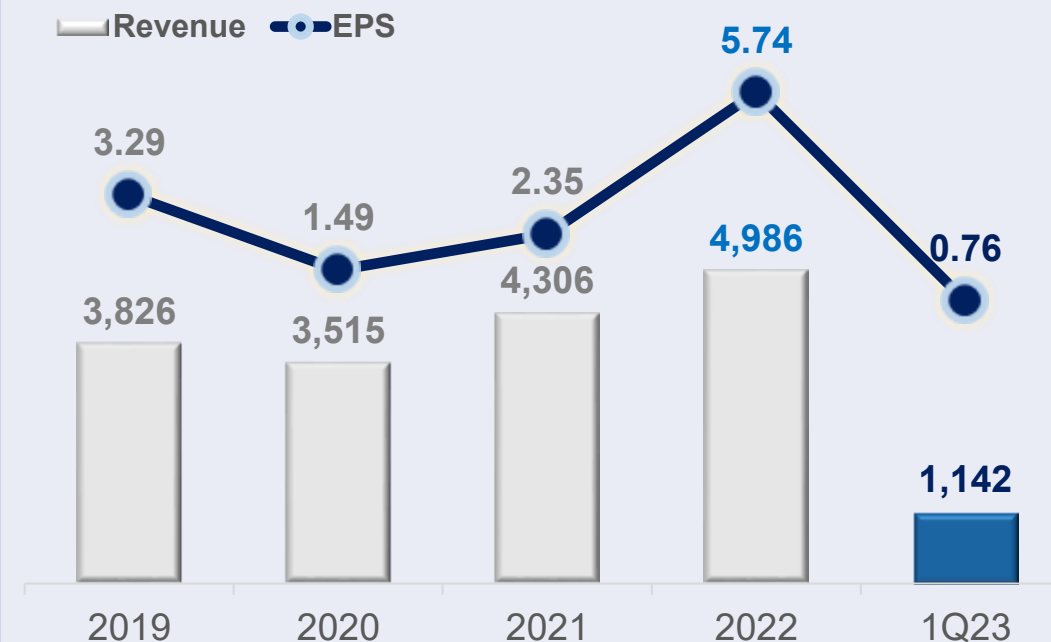
David Chan
Taiwan Factory
Deputy GM



Andreas Wilhelm
MD of NA & EU
offices




Tim Gau
CFO



GLOBALTEK


Form a Strategic Alliance with the Best in the Business

DESIGN & DEVELOPMENT



Regulation, Standard, SPEC, 3D Modeling, Engineering Drawing, CAE, etc

FORMING



Cutting, Forging, Casting, Deep Drawing, Stamping, Extrusion, MIM, 3D Printing, etc

MACHINING



Turning, Milling, Grinding, Boring, Broaching, Hopping, Shaping, EDM, etc

TREATMENT



Heat Treatment, NDT, Surface Treatment, Testing, Painting, Welding, etc

POST-SERVICE



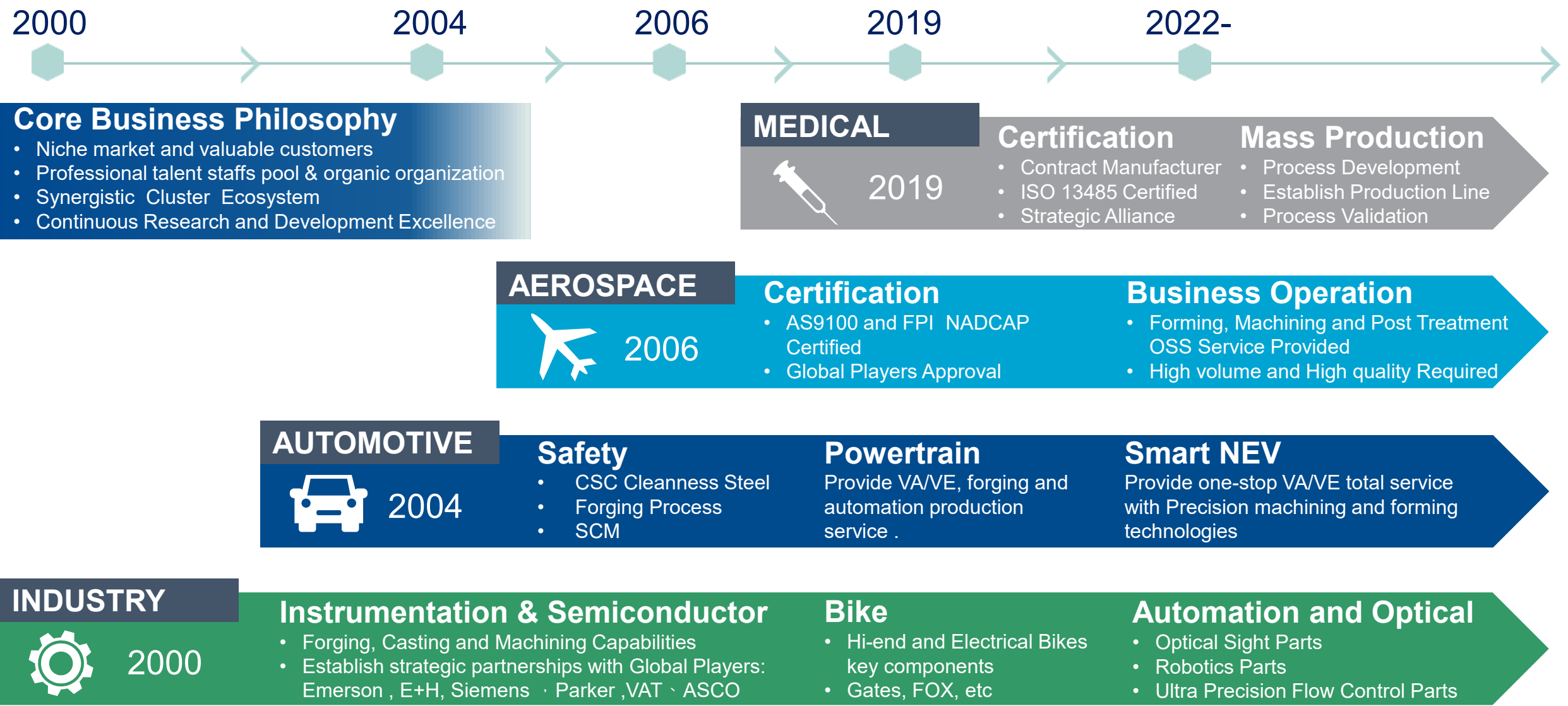
Inspection, Testing, Welding, Assembly, Logistics, etc

Operation Strategies and Result

營運策略與營運成果

BUSINESS ROADMAP:

Continuous Research and Development Excellence

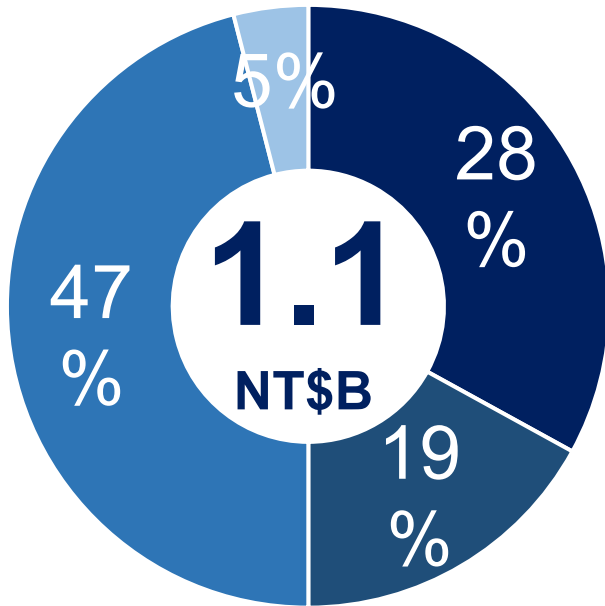


1Q23 Operation Result

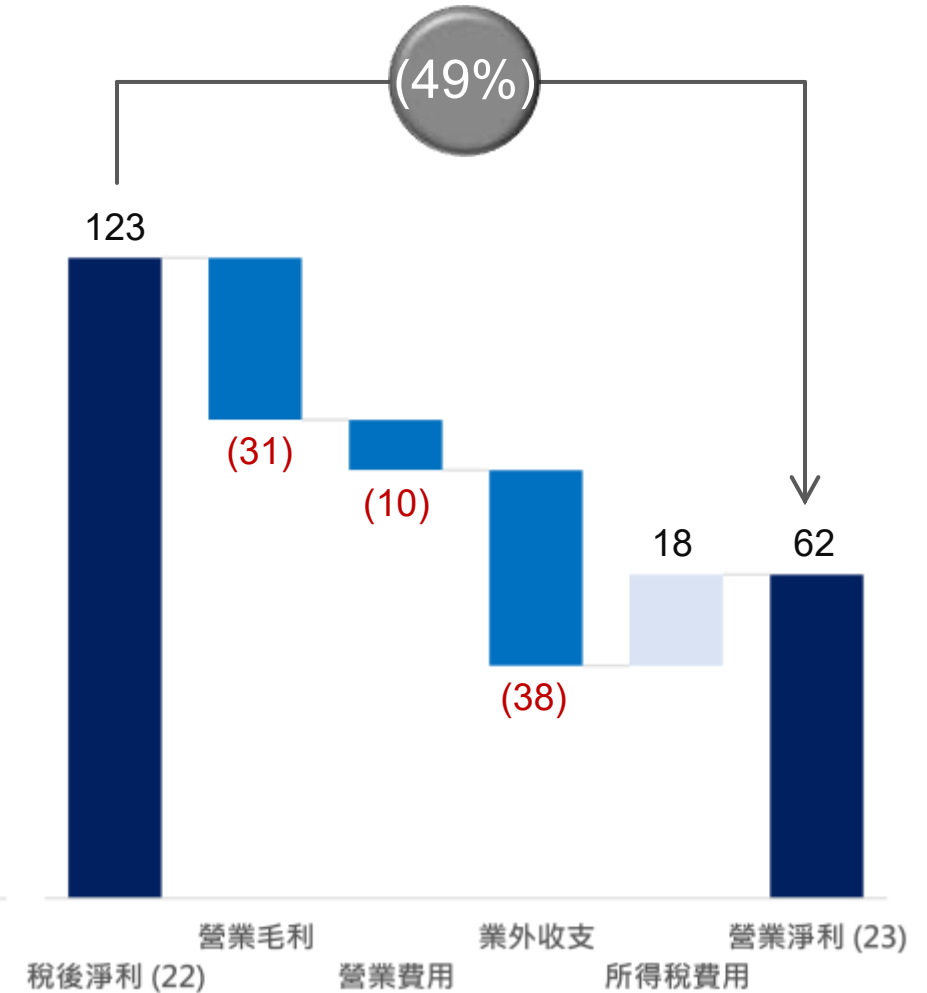
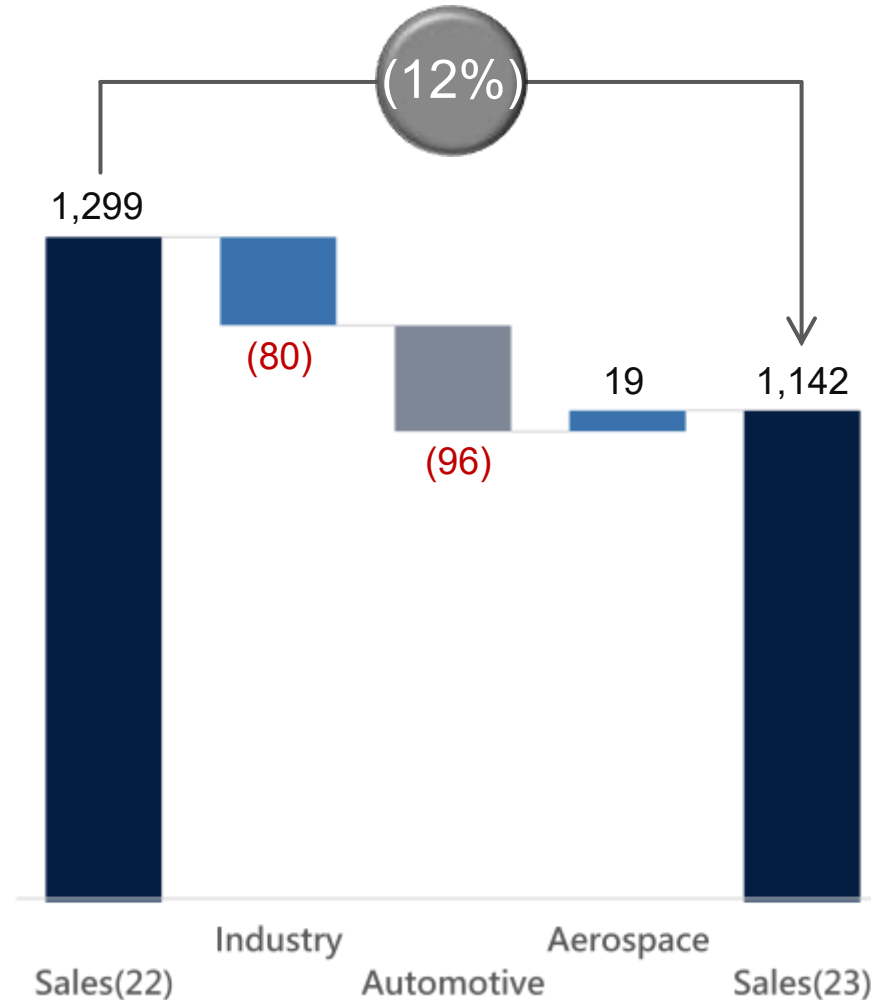
Business Category

Consolidated Sales
NT\$(Millions)

Net Profit
NT\$(Millions)



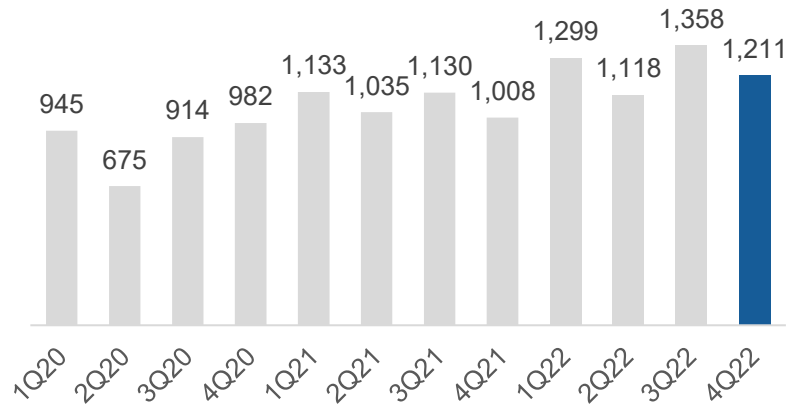
- Auto Powertrain
- Auto Safety
- Industry
- Aerospace



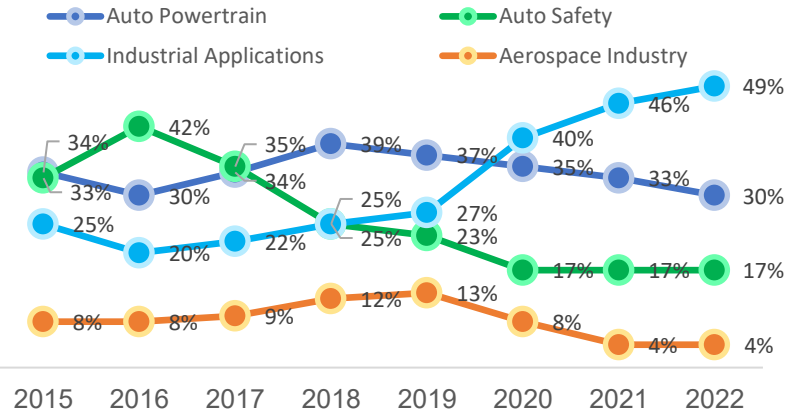
2022 Operation Highlights

Sales Revenue, Net Profit and EPS are all for an all-time records

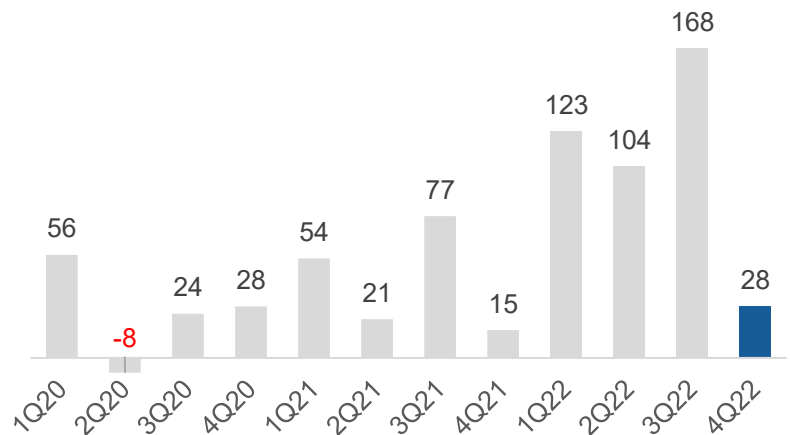
Quarterly Revenue (NTD mn)



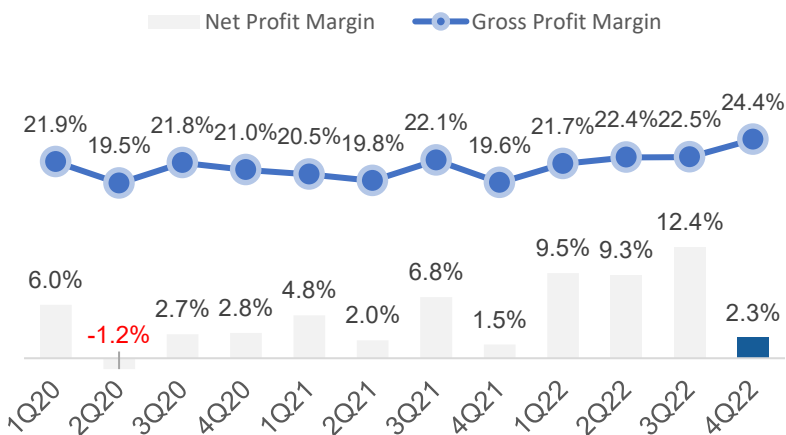
Market Segment



Net Profit (NTD mn)



Margin (%)



YoY

16%
Revenue

28%
Gross Profit

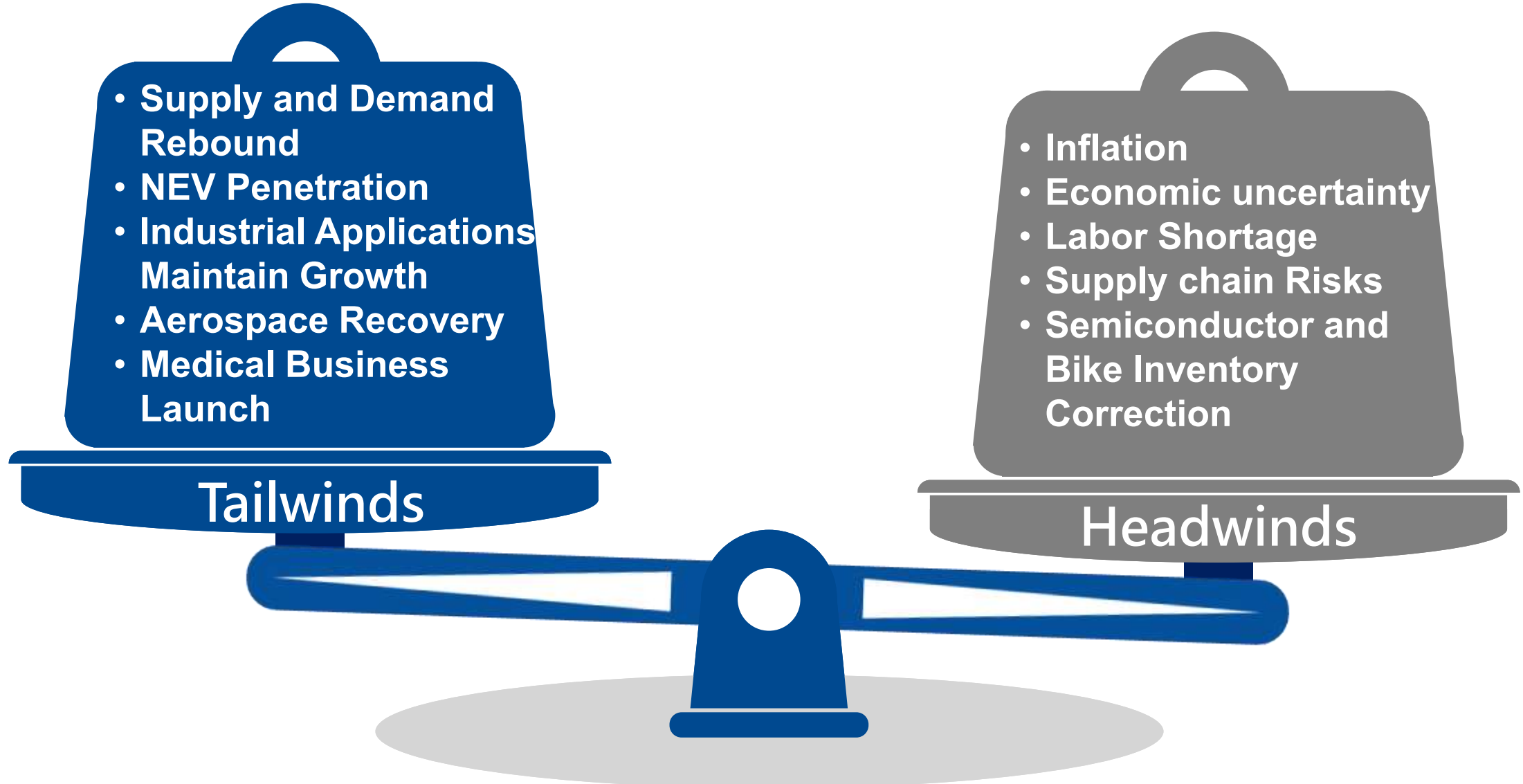
72%
Operating Income

152%
EBT

154%
Net Profit

144%
EPS

2023 Outlook & Challenge

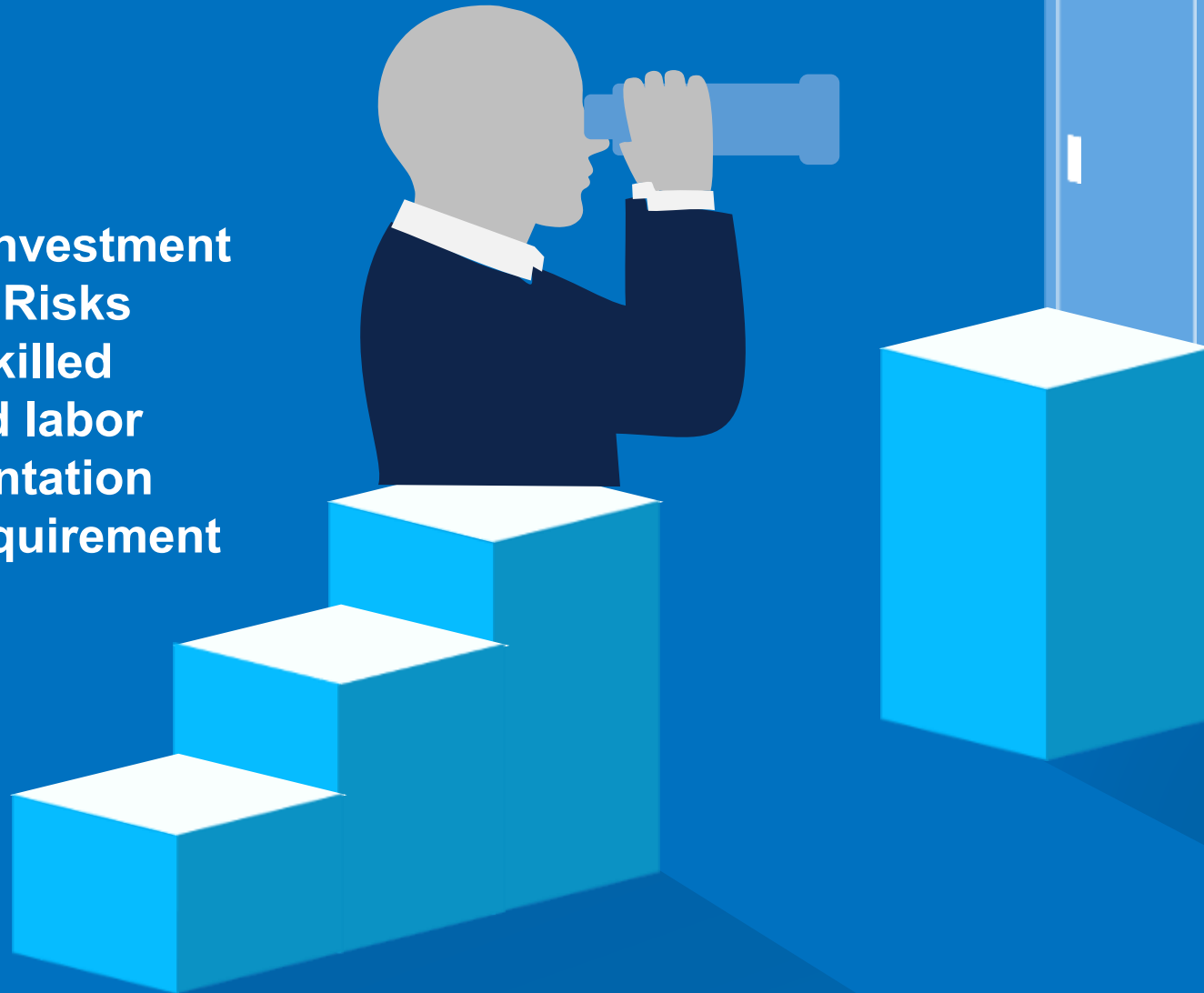


Aerospace Supplier Chain Opportunity & Challenge



Challenge

- Inflation
- High Capital Investment
- Supply Chain Risks
- Shortage of skilled personnel and labor
- ESG implementation
- CMMC 2.0 Requirement



Opportunity

- Air Transport Sustained Recovery
- New Turbine Engine Replacement
- Defense AERO Program
- New Business
 - LEO
 - eVTOL