

Global Tek Fabrication Co. Ltd. Q2 2021 Investor Conference

時碩工業2021年第二季法人說明會

2021/11/02

- The financial numbers here by are based on International Financial Reporting Standards (IFRS)
本簡報財務數字係根據國際財務報導準則編製
- Cumulative consolidated numbers were reviewed by CPA
合併數字經會計師查閱簽證

- This presentation may contain predictions, estimates or other information that might be considered forward-looking which are subject to significant risks and uncertainties. Actual results may differ and will be disclosed via the “Market Observation Post System” at the following link: (<http://mops.twse.com.tw/mops/web/index>).
本簡報是依據本公司各項來源所獲取資訊做出之預測，未來實際營運方針、財務狀況、業務成效等，可能因國內外各種無法預料之因素、風險而有所差異，日後如有變動或調整，仍以「公開資訊觀測站」之資訊為準。
- All copyrights reserved by GLOBAL TEK, and contents of this presentation may not be reproduced, copied, or used in other way without permission.
本簡報及內容(含文字、圖資)非經本公司書面許可，不得任意轉載、使用、散佈等。

Welcome
歡迎致詞

Hank Lian
連榮義

Company Profile
公司基本資料

Hank Lian
連榮義

Q2'21 Business Results
2021年第二季營運成果

Hank Lian
連榮義

Q & A
問與答

Hank Lian
連榮義

董事長	黃亞興	生產基地	臺灣新屋廠	中國無錫廠	中國西安廠
總經理	黃亞興	品質系統	IATF 16949 ISO 9001 AS 9100 ISO 14001 NADCAP PED	IATF 16949 ISO 9001 ISO 13485 ISO 14001	ISO 9001 AS 9100 ISO 14001
實收資本額	NT\$718M				
主要業務	專業精密機械加工金屬製品之開發、生產及銷售。 產品應用領域涵蓋汽車安全系統、燃油傳動系統、工業、航太醫療之精密機械加工零組件				
<ul style="list-style-type: none"> • 成立於 2000 年並於 2018/2/5 於證交所上市 (代號: 4566) • 創辦人與經營團隊總持股超過 50% 		員工人數 (Q2 FY'21)	375	354	135



汽車產品 Automotive Industry

- 電動車系統零組件
- 傳動系統零組件
 - 燃油車系統
 - 新能源車系統
- 安全系統零組件
 - 安全氣囊引爆器
 - 轉向系統
 - 智慧型安全帶



工業產品 Industry Application

- 電動及高階自行車零組件
- 油氣探勘零組件
- 半導體設備零組件
- 機器人零組件



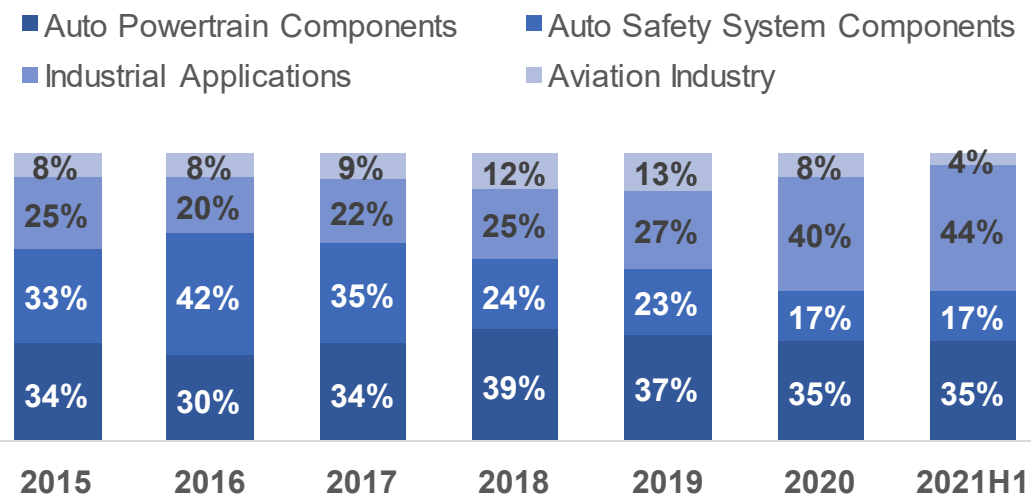
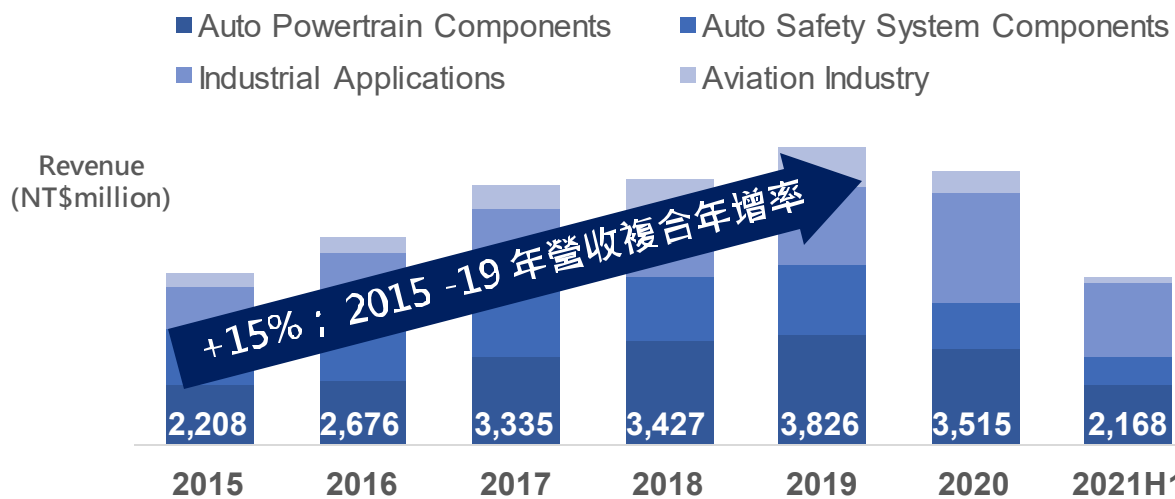
航太產品 Aerospace Industry

- 引擎零組件
- 反推力制動器
- 感測器
- 線性零組件



醫療產品 Medical Industry

- 微創手術
吻合器



一個企業成長茁壯發展軌跡

2000-2008年的成功是機緣與巧合，
更是懂得善用資源

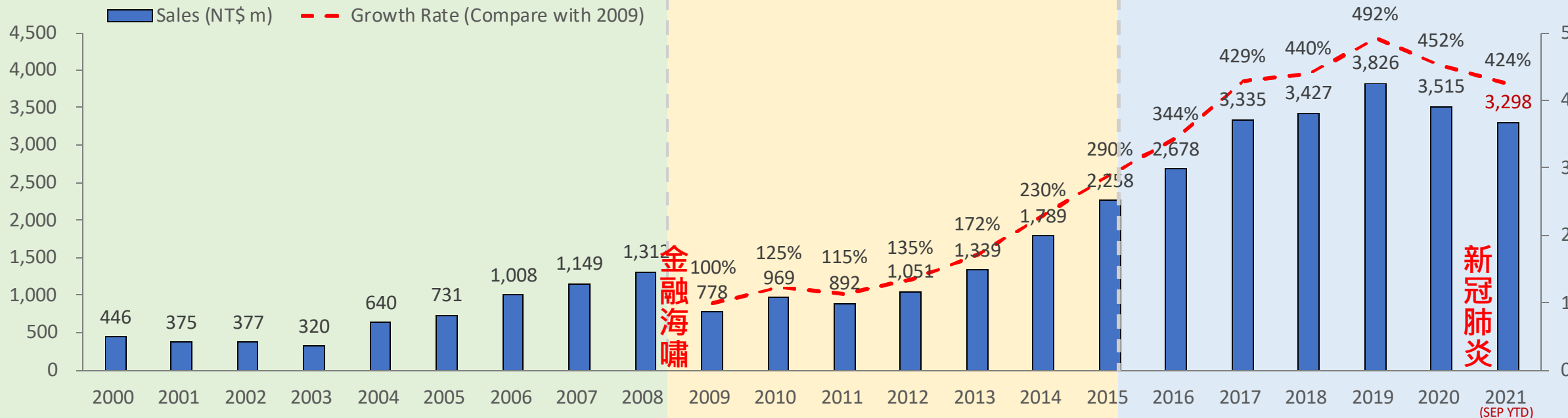
2009-2015歷經嚴酷金融海
嘯衝擊考驗後再崛起才是
真功夫、硬本事!

2016-當數個多元專攻利基
市場的組織漸漸成熟時，成
長動能就會持續發酵

奠基期

成長期

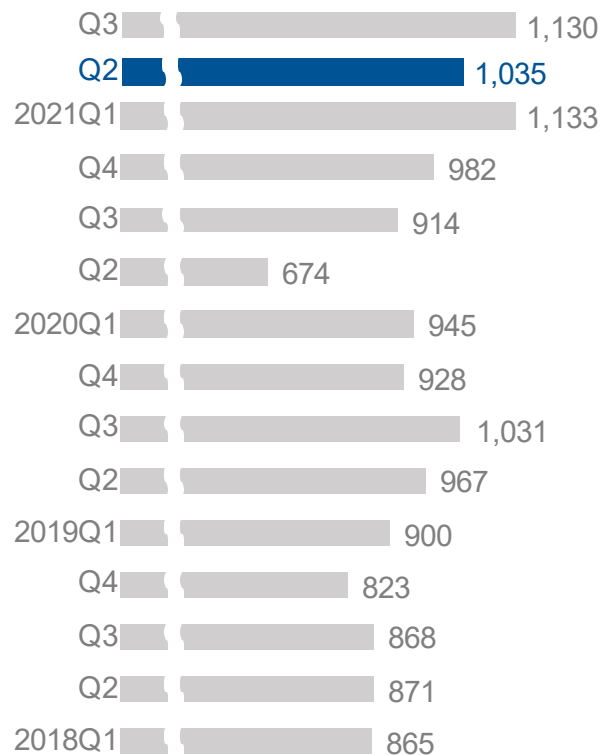
爆發期



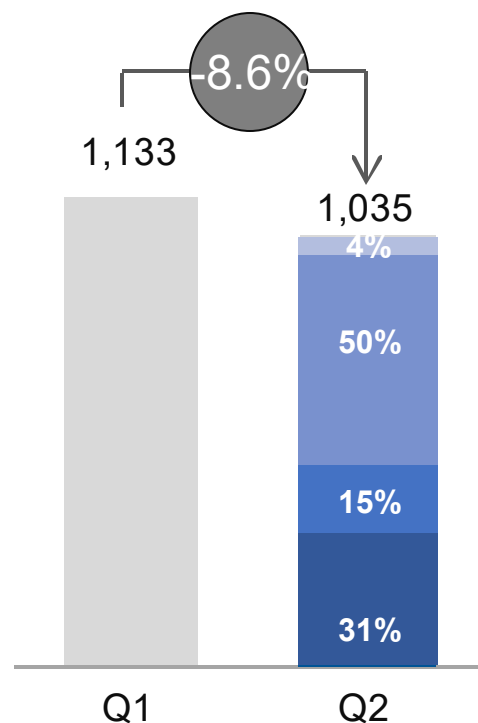
Q2'21 Business Results

2021年第二季營運成果

Sales Revenue
NT\$(Millions)

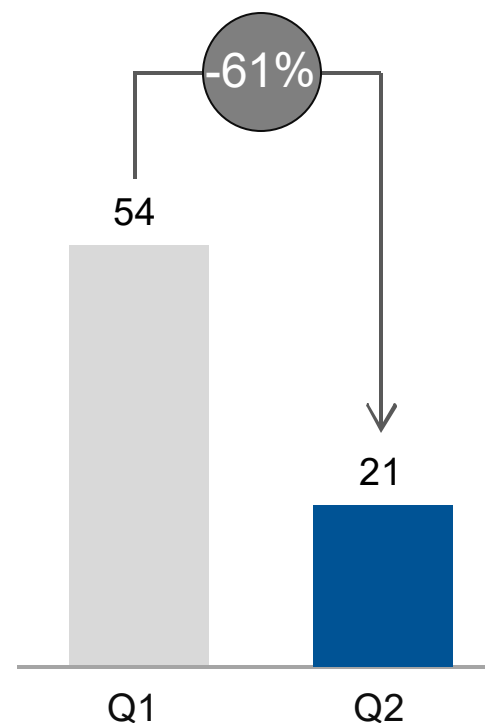


Consolidated Sales
NT\$(Millions)

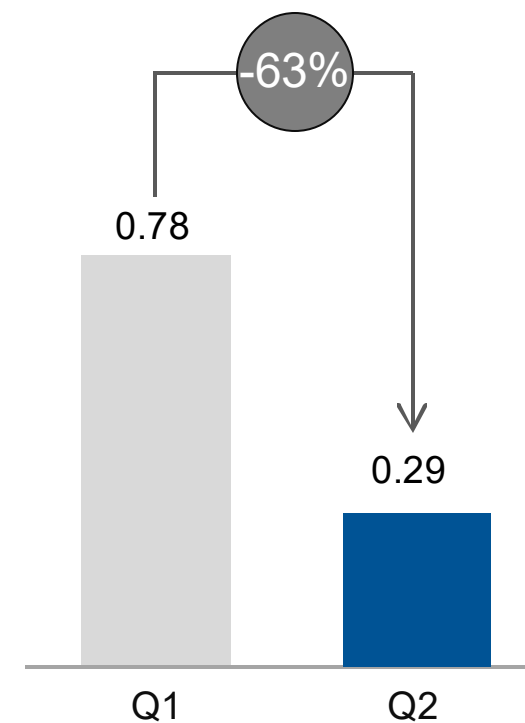


- Automotive Powertrain Components
- Automotive Safety System Components
- Industrial Applications
- Aviation Industry

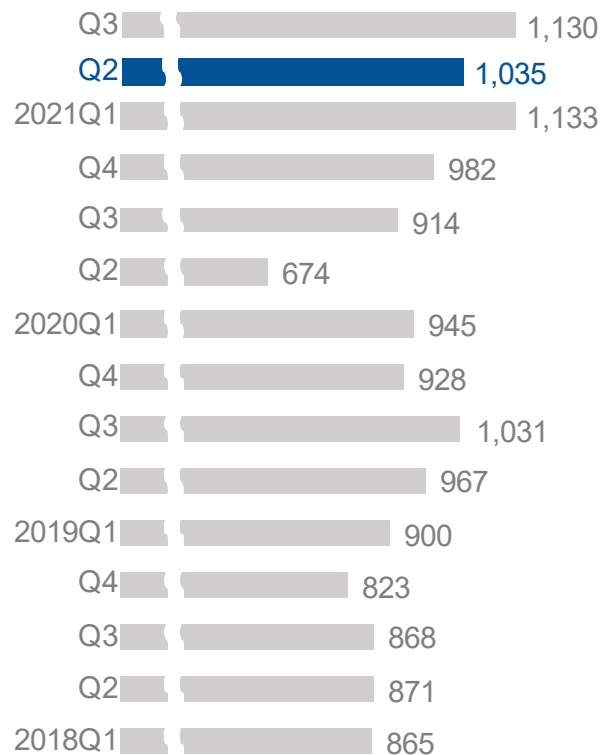
Net Profit
NT\$(Millions)



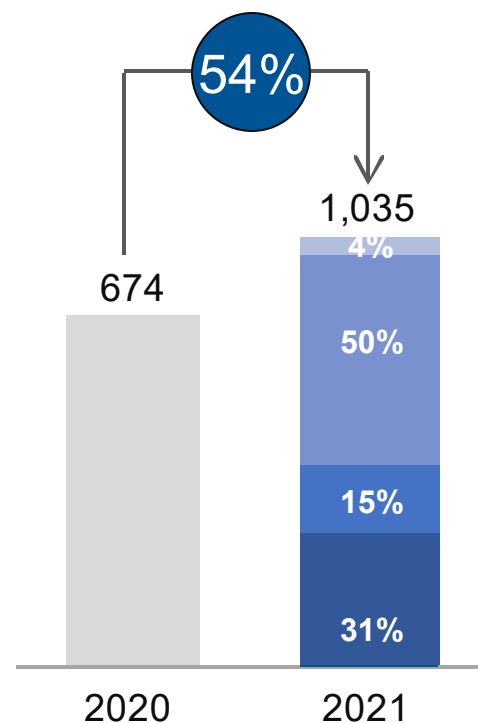
EPS
NT\$



Sales Revenue
NT\$(Millions)

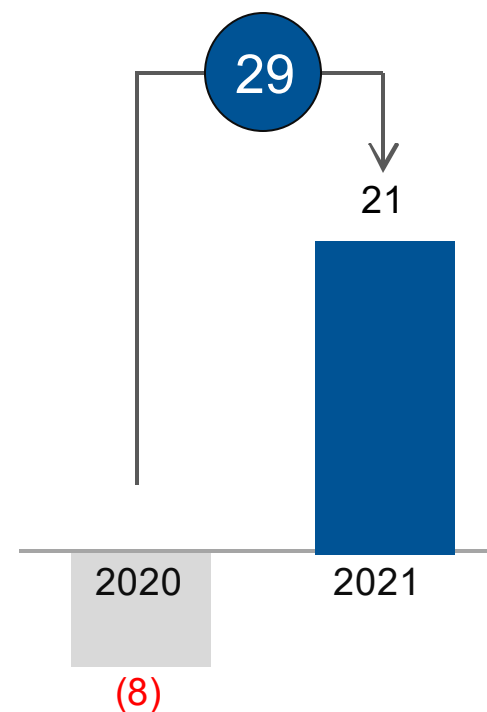


Consolidated Sales
NT\$(Millions)

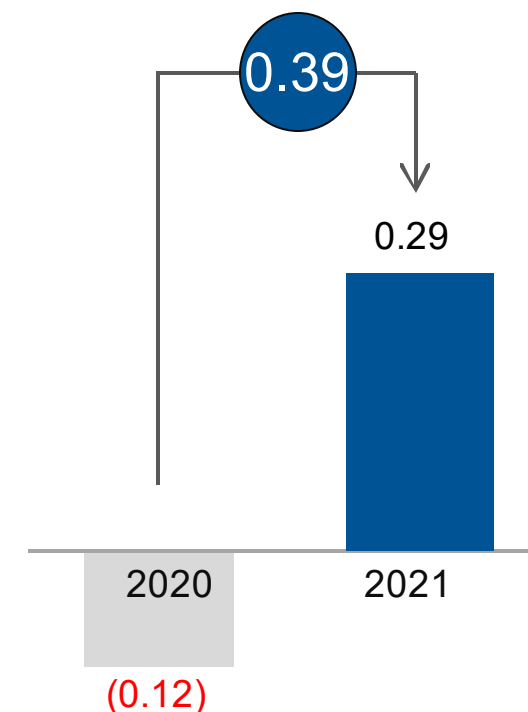


- Automotive Powertrain Components
- Automotive Safety System Components
- Industrial Applications
- Aviation Industry

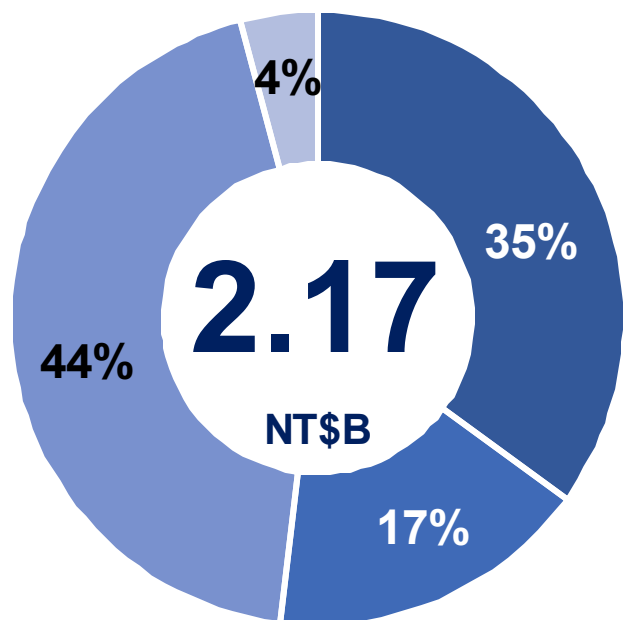
Net Profit
NT\$(Millions)



EPS
NT\$

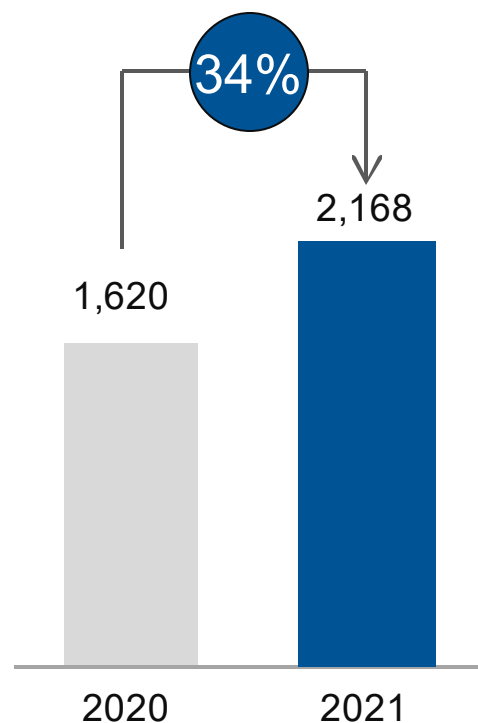


Business Category

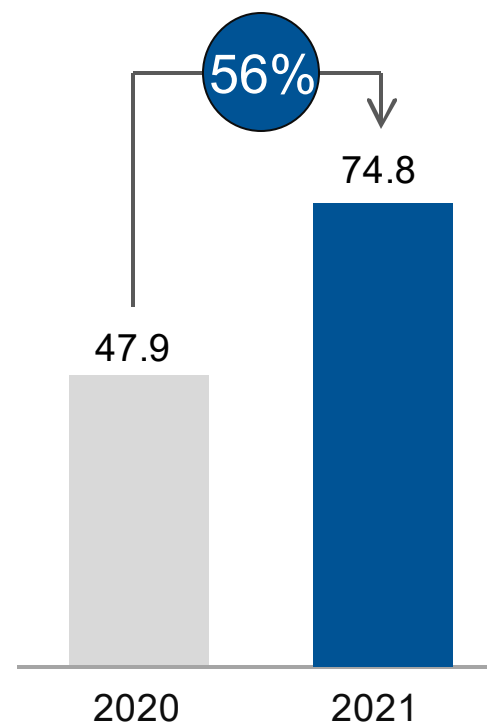


- Automotive Powertrain Components
- Automotive Safety System Components
- Industrial Applications
- Aviation Industry

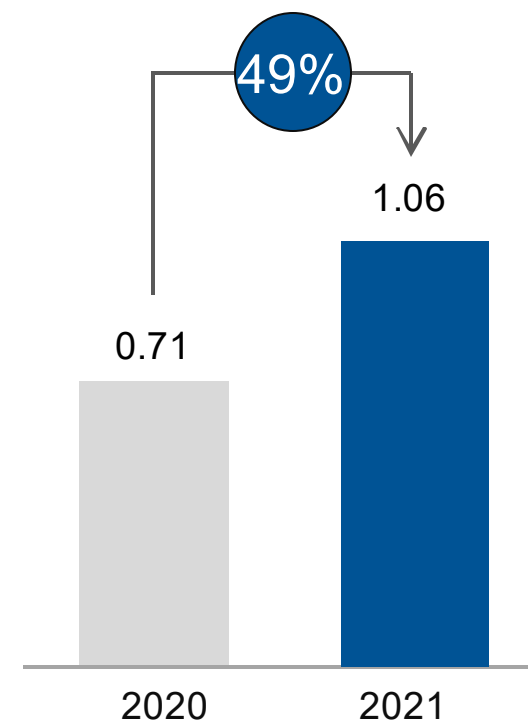
Consolidated Sales
NT\$(Millions)



Net Profit
NT\$(Millions)



EPS
NT\$



單位：新台幣仟元

NTD K	Q2'21		Q2'20		H1'21		H1'20	
	金額	%	金額	%	金額	%	金額	%
營業收入	1,035,124	100	674,426	100	2,167,815	100	1,619,508	100
營業成本	(830,443)	(80.23)	(542,977)	(80.51)	(1,730,717)	(79.84)	(1,281,114)	(79.11)
營業毛利	204,681	19.77	131,449	19.49	437,098	20.16	338,394	20.89
營業費用	(159,945)	(15.45)	(127,800)	(18.95)	(336,302)	(15.51)	(282,452)	(17.44)
營業利益	44,736	4.32	3,649	0.54	100,796	4.65	55,942	3.45
營業外收入及支出	(22,661)	(2.19)	(20,266)	(3.00)	(8,074)	(0.37)	2,419	0.15
稅前淨利	22,075	2.13	(16,617)	(2.46)	92,722	4.28	58,361	3.6
所得稅費用	(1,413)	(0.14)	8,245	1.22	(17,962)	(0.83)	(10,510)	(0.65)
本期淨利	20,662	2	(8,372)	(1.24)	74,760	3.45	47,851	2.95
基本每股盈餘	0.29		(0.12)		1.06		0.71	

Q&A

問與答